










Container	Description	Configuration Temp (°C/°F)	Performance in hours	External Dims (mm)	Payload Dims (mm)	Payload Volume (litres)	System Weight (kg)	Volumetric (kg) (6000cc)
 KT400D	Sub-pallet, ultra-cold payload for narrow-bodied aircraft and light goods vehicles	-80 to -60 / -112 to -76	120+	(W L H) 1200 x 800 x 1050	(W L H) 947 x 537 x 585*	297*	175*	168
	Sub-pallet payload for narrow-bodied aircraft and light goods vehicles. KT400R-H specially designed for extreme conditions.	-25 to -15 / -13 to +5 +2 to +8 / +35 to +46 +2 to +8 / +35 to +46 +15 to +25 / +59 to +77	120+ 120+ 120+ 120+	1200 x 800 x 1050 1200 x 800 x 1050 1200 x 800 x 1050 1200 x 800 x 1050	900 x 500 x 585 900 x 500 x 585 900 x 500 x 485 900 x 500 x 585	263 263 218 263	220 188 216 248	168 168 168 168
	"Low" Euro pallet payload for narrow-bodied aircraft and light goods vehicles	-25 to -15 / -13 to +5 +2 to +8 / +35 to +46 +15 to +25 / +59 to +77	120+ 120+ 120+	1550 x 1130 x 930 1550 x 1130 x 930 1550 x 1130 x 930	1250 x 820 x 550 1250 x 820 x 550 1250 x 820 x 550	564 564 564	305 269 322	271 271 271
	"Low" US pallet payload for narrow-bodied aircraft and pallet vehicles	-25 to -15 / -13 to +5 +2 to +8 / +35 to +46 +15 to +25 / +59 to +77	120+ 120+ 120+	1550 x 1540 x 930 1550 x 1540 x 930 1550 x 1540 x 930	1250 x 1230 x 550 1250 x 1230 x 550 1250 x 1230 x 550	846 846 846	393 344 415	370 370 370
	Single Euro pallet payload for wide-bodied aircraft and light goods vehicles	-25 to -15 / -13 to +5 +2 to +8 / +35 to +46 +15 to +25 / +59 to +77	120+ 120+ 120+	1550 x 1130 x 1580 1550 x 1130 x 1580 1550 x 1130 x 1580	1250 x 820 x 1200 1250 x 820 x 1200 1250 x 820 x 1200	1230 1230 1230	457 400 483	461 461 461
	Single US pallet payload for wide-bodied aircraft and pallet vehicles	-25 to -15 / -13 to +5 +2 to +8 / +35 to +46 +15 to +25 / +59 to +77	120+ 120+ 120+	1550 x 1540 x 1580 1550 x 1540 x 1580 1550 x 1540 x 1580	1250 x 1230 x 1200 1250 x 1230 x 1200 1250 x 1230 x 1200	1845 1845 1845	576 503 609	629 629 629
	Double Euro pallet payload for wide-bodied aircraft and pallet vehicles	-25 to -15 / -13 to +5 +2 to +8 / +35 to +46 +15 to +25 / +59 to +77	120+ 120+ 120+	1550 x 1950 x 1580 1550 x 1950 x 1580 1550 x 1950 x 1580	1250 x 1640 x 1200 1250 x 1640 x 1200 1250 x 1640 x 1200	2460 2460 2460	710 621 751	796 796 796
	Ultra Cold, Double Euro pallet payload for wide-bodied aircraft and pallet vehicles	-80 to -60 / -112 to -76	120+	1550 x 1950 x 1580	1250 x 1640 x 1050	2153	617	796
	Double US pallet payload for wide-bodied aircraft and pallet vehicles	-25 to -15 / -13 to +5 +2 to +8 / +35 to +46 +15 to +25 / +59 to +77	120+ 120+ 120+	1550 x 2360 x 1580 1550 x 2360 x 1580 1550 x 2360 x 1580	1250 x 2050 x 1200 1250 x 2050 x 1200 1250 x 2050 x 1200	3075 3075 3075	840 734 888	963 963 963